

OWNERSHIP OF INSTRUMENTS OF SERVICE:
All reports, specifications, plans, computer files, field data, notes, and other documents and instruments of service shall remain the property of the Design Professional. The Design Professional shall retain all copyright, literary and other reserved rights, including the copyright therein, in the drawings in the property of YCH Architects and will not be reproduced or copied in whole or any part. It is not to be used on any other project and is to be returned upon request.
© Copyright 2024

CONSULTANT:

CLIENT:



2110 Executive Drive
Salem, NC 28148
Ph: 704.633.6250

FOOD LION
STORE NO. 2654
INTERIOR ALTERATIONS
610 East King Street | Kings Mountain, NC 28086

FL PROJECT NO.: 2654FLMHP24

FILE NAME: 2654 A1.06_00.dwg

YCHA COM. #: 22423.00

PHASE & DATE:
Construction Documents
09-20-2024

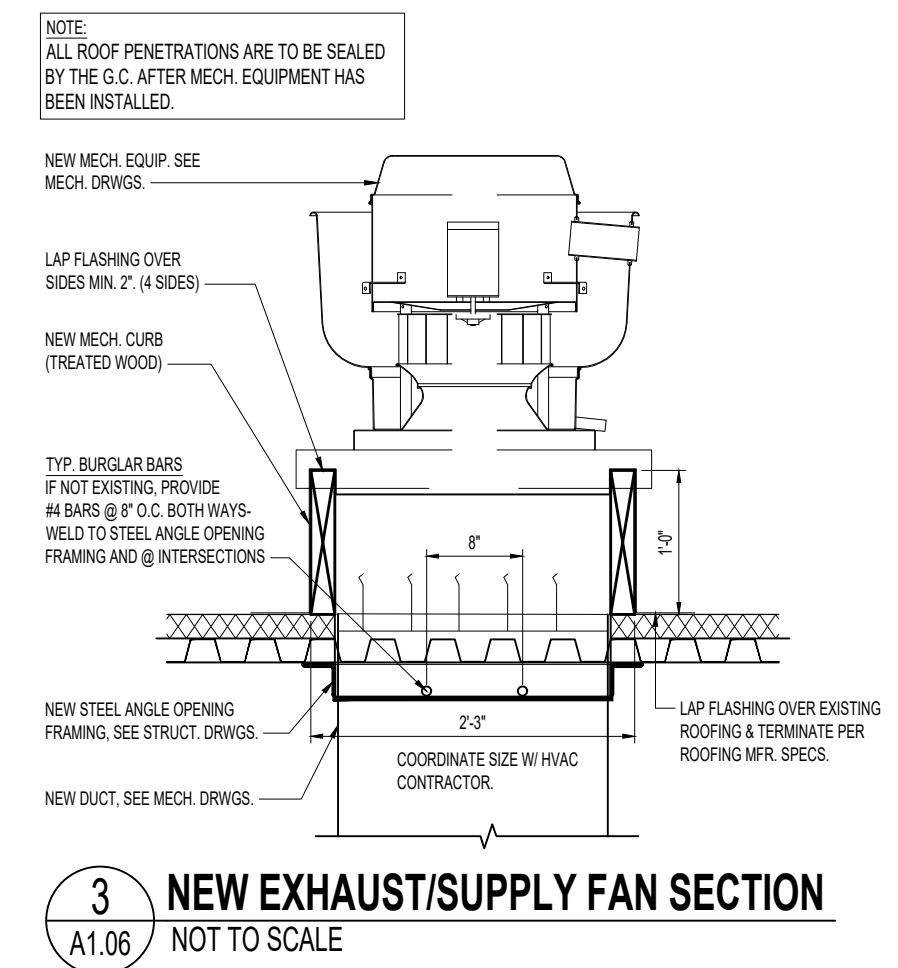
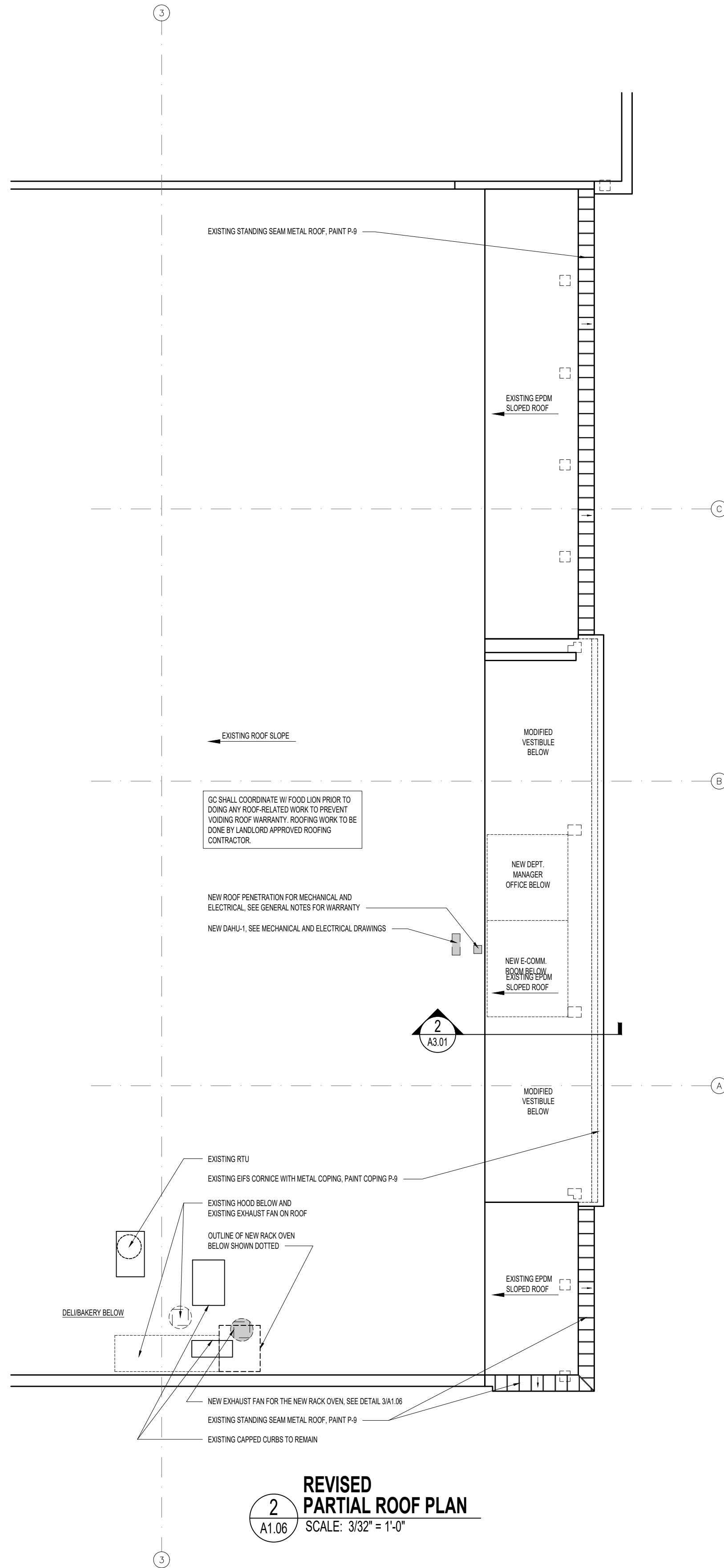
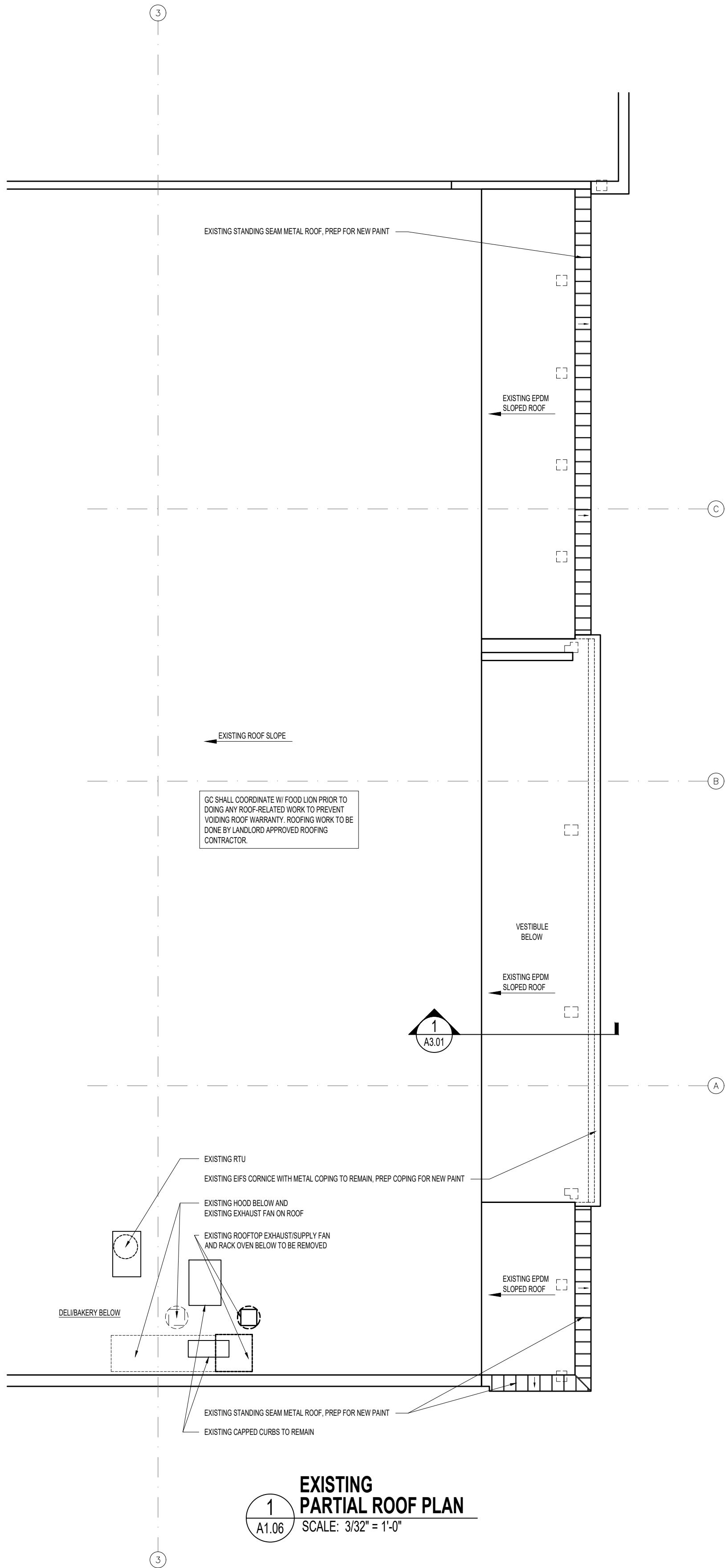
REVISIONS:

SHEET TITLE:
ROOF PLAN

ARCHITECTURAL:

A1.06

- GENERAL NOTES:**
- LOCATE ALL ACCESSES BETWEEN BAR JOISTS.
 - ALL ROOF PENETRATIONS ARE TO BE SEALED BY THE GENERAL CONTRACTOR AFTER ALL INSTALLATIONS HAVE BEEN COMPLETED.
 - THE GENERAL CONTRACTOR SHALL SUPPLY AND INSTALL ALL CURBS & FLASHING FOR MECHANICAL EQUIPMENT AND PIPING, INCLUDING EQUIPMENT VENTS IN GAS STORES. ALL ROOF OPENINGS DUE TO REMOVAL OF HVAC OR REFRIGERATION EQUIPMENT SHALL BE PATCHED OR REPAIRED IN COMPLIANCE WITH THE ROOF MANUFACTURER'S STANDARDS. GENERAL CONTRACTOR MUST VERIFY THE EXISTING WARRANTY WITH THE OWNER TO AVOID POSSIBILITY OF VOIDING THIS WARRANTY. NOTE: ALL ABANDONED HVAC AND REFRIGERATION ROOFTOP EQUIPMENT SHALL BE REMOVED AND DISPOSED OF AND MAKE NECESSARY ROOF REPAIRS NOT TO VOID ANY WARRANTIES.
 - ALL NEW AND EXISTING ROOF OPENINGS WITH ANY DIMENSIONS LARGER THAN 8" SHALL HAVE #4 BURGULAR BARS @ 8" O.C. EACH WAY, WELDED TO DECK FRAME AND INTERSECTIONS, (EXCEPT ACCESS HATCH).
 - 3'-0" X 3'-0" WALKWAY PADS SHALL BE INSTALLED PER ROOF MANUFACTURER'S RECOMMENDATION AS TO NOT VOID THE ROOF WARRANTY.
 - INFORMATION CONCERNING PLUMBING, MECHANICAL OR REFRIGERATION ITEMS ON THIS PLAN, ARE SHOWN FOR COORDINATION PURPOSES ONLY. SEE PLUMBING AND MECHANICAL DRAWING FOR EXACT SIZE AND LOCATIONS.
 - KEEP ALL ROOF PENETRATIONS AT LEAST 1'-0" CLEAR FROM THE EDGE OF THE ROOF.
 - REFER TO PLUMBING AND MECHANICAL DRAWINGS FOR VENT STACK AND EXHAUST FAN LOCATIONS.
 - THE STEEL FOR THE CONDENSERS THAT IS SUPPLIED BY THE REFRIGERATION CONTRACTOR SHALL BE PRIMED AND FINISH PAINTED BY THE GENERAL CONTRACTOR AFTER IT HAS BEEN INSTALLED.
 - ALL ROOF OPENINGS DUE TO REMOVAL OF HVAC OR REFRIGERATION EQUIPMENT SHALL BE PATCHED OR REPAIRED IN COMPLIANCE WITH THE ROOF MANUFACTURER'S STANDARDS. GENERAL CONTRACTOR MUST VERIFY THE EXISTING WARRANTY WITH THE OWNER TO AVOID POSSIBILITY OF VOIDING THIS WARRANTY. ANY OPENING OVER 8" X 8" REQUIRES BURGULAR BARS. NOTE: ALL ABANDONED HVAC AND REFRIGERATION ROOFTOP EQUIPMENT SHALL BE REMOVED AND PROPERLY DISPOSED OF AND MAKE NECESSARY ROOF REPAIRS NOT TO VOID ANY WARRANTIES.
 - V.T.R.S SHALL BE MINIMUM OF 10' FROM ANY FRESH AIR INTAKE, COORDINATE AS REQUIRED WITH MECHANICAL CONTRACTOR.
 - THE REFRIGERATION CONTRACTOR IS RESPONSIBLE FOR SUPPLYING THE NEW CONDENSING UNITS FOR THE REFRIGERATION RACKS AND ANY STEEL REQUIRED TO MOUNT THESE CONDENSING UNITS ON SUPPORT STEEL THAT IS FURNISHED BY THE GENERAL CONTRACTOR.
 - EXACT SIZE OF STEEL FOR ALL ROOF TOP CONDENSING UNITS SHALL BE DETERMINED BY THE STRUCTURAL ENGINEER OF RECORD.
 - VERIFY THE DIMENSION FOR THE CONDENSER FRAMES WITH THE CONDENSER SUPPLIER PRIOR TO FABRICATION.
 - CONDENSER WEIGHTS SHOWN ARE BASED ON THE MOST STRINGENT REFRIGERATION SCHEDULE. ACTUAL WEIGHTS SHALL BE DETERMINED BY ARCHITECT AND ENGINEER OF RECORD.
 - PRESSURE SENSOR MAT PROVIDED BY FOOD LION SHALL BE MOUNTED ON HEADER END OF EQUIPMENT W/ 3/4" CONDUIT TO SECURITY CONTACT PAULA STEELMAN LP-EQUIPMENT INSTALLATIONS SERVICE PROJECT LEAD (704-633-6250 ext 2191).
 - THE GENERAL CONTRACTOR AND SUB-CONTRACTORS ARE RESPONSIBLE FOR COMPLETING ALL SESCO PUNCH LIST ITEMS AND NOTIFYING SESCO TO COME AND SIGN OFF. SESCO WILL SET A PUNCH LIST DATE BY THE "SUBSTANTIAL COMPLETION DATE" SET IN THE SCHEDULE.
 - THE WEIGHTS OF THE EXISTING MECHANICAL/ REFRIGERATION EQUIPMENT ARE TAKEN FROM EXISTING DRAWINGS PROVIDED BY FOOD LION. IF NEW EQUIPMENT IS ADDED TO THE ROOF THE G.C. SHALL VERIFY EXISTING EQUIPMENT WEIGHTS AND PROVIDE TO ARCHITECT AND STRUCTURAL ENGINEER.
 - COORDINATION OF REMOVAL OF EXISTING CONDENSING UNITS & INSTALLATION OF NEW UNITS IS TO BE DONE BETWEEN FOOD LION CONSTRUCTION MANAGER, REFRIGERATION CONTRACTOR, MECHANICAL CONTRACTOR AND ELECTRICAL CONTRACTOR.
- ROOF PLAN KEY NOTES:**
- THE GENERAL CONTRACTOR IS RESPONSIBLE FOR PAINTING ALL NEW EXPOSED ROOF TOP REFRIGERATION LINES SILVER.



09/20/2024 11:25:41 AM E:\2024\2654\00\Roof\A1.06.dwg (North Carolina) - Working - YCH Architects\A1.06.dwg
 09/20/2024 11:25:41 AM E:\2024\2654\00\Roof\A1.06.dwg (North Carolina) - Working - YCH Architects\A1.06.dwg